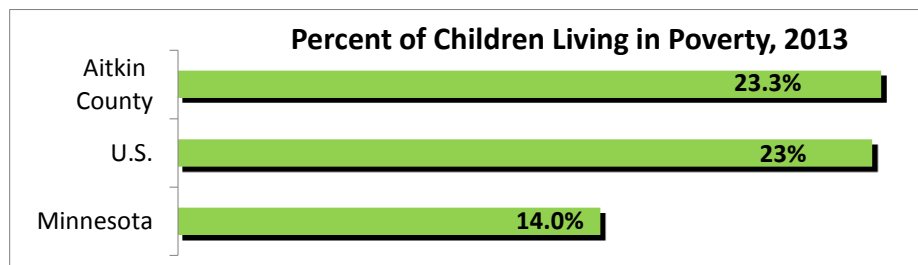
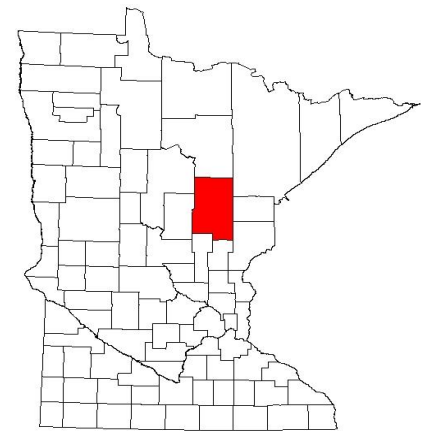



Aitkin County



Economic Well-Being	Current Year	Statewide	Aitkin County
% of children in poverty, age 0-17	2013	14.0%	23.3%
% of students receiving free/reduced-price lunches	2014	37.7%	48.7%
% of children receiving Supplemental Nutrition Assistance Program (SNAP)	2014	13.9%	38.5%
# of mothers and children receiving WIC	2013	196,954	#N/A
Median household income	2013	\$60,664	\$41,784
Family Structure	Current Year	Statewide	Aitkin County
Birth rate per 1,000	2013	12.8	#N/A
# of children, age 0-17	2013	1,279,597	#N/A
% of babies born to unmarried mothers	2013	32.9%	44.2%
Teen birth rate per 1,000 (3-year estimate)	2013	8.2	5.2
% babies born with no father on the birth certificate	2013	12.2%	21.2%
Health	Current Year	Statewide	Aitkin County
% of low-birthweight babies	2013	4.7%	#N/A
% of children without health insurance (ages 0-19)	2013	5.7%	#N/A
Average monthly enrollment in MinnesotaCare	2014	24,133	1,244
Average monthly enrollment in Medical Assistance	2014	379,400	1,244
Early Childhood Education	Current Year	Statewide	Aitkin County
Average annual cost for licensed center-based infant care	2015	\$14,764	\$6,500
Average annual cost for licensed family-based infant care	2015	\$7,990	\$6,723
Average annual cost for licensed center-based toddler care	2015	\$12,776	\$6,500
Average annual cost for licensed family-based toddler care	2015	\$7,599	\$6,537
Average annual cost for licensed center-based preschool care	2015	\$11,379	\$6,500
Average annual cost for licensed family-based preschool care	2015	\$7,260	\$6,351
Education, Grades K-12	Current Year	Statewide	Aitkin County
# public school enrollment K-12	2014	842,932	1,908
% of limited english proficient (LEP) students	2014	7.9%	0.0%
% of special education students	2014	13.4%	14.2%
% of students changing schools	2013	12.6%	16.2%
% of public high school graduates	2013	81.2%	84.9%
% of public school student dropouts	2013	5.0%	4.1%
Safety	Current Year	Statewide	Aitkin County
Child abuse and neglect rate per 1,000	2013	3.3	8.1
Child out-of-home placement rate per 1,000	2013	9.0	8.3
Children arrested for a serious crime rate per 1,000	2013	12.4	5.6
Children in the Family Assessment Response Program rate per 1,000	2013	14.4	31.9

www.cdf-mn.org

datacenter.kidscount.org



KIDS COUNT DATA CENTER

The KIDS COUNT Data Center contains more than 100 measures of child well-being at the national, state, county, and city level. Three to five years of trend data is currently available. This wide-ranging database allows users to generate custom reports for a geographic area or to compare geographic areas on a topic (using Ranking, Maps, and Line Graphs).

