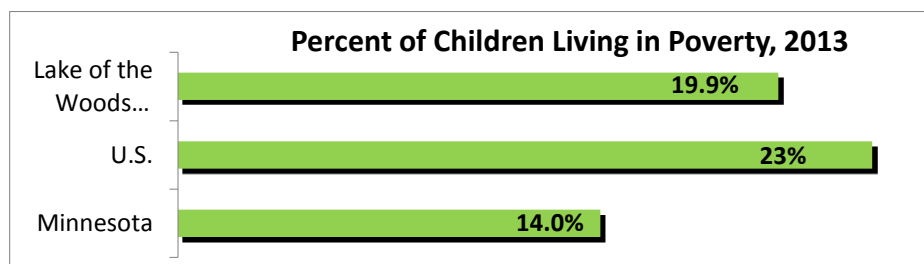
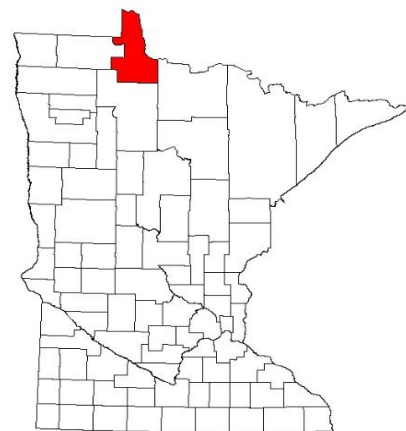



# Lake of the Woods County



<b>Economic Well-Being</b>	<b>Current Year</b>	<b>Statewide</b>	<b>Lake of the Woods County</b>
% of children in poverty, age 0-17	2013	14.0%	19.9%
% of students receiving free/reduced-price lunches	2014	37.7%	48.6%
% of children receiving Supplemental Nutrition Assistance Program (SNAP)	2014	13.9%	26.8%
# of mothers and children receiving WIC	2013	196,954	145
Median household income	2013	\$60,664	\$42,644
<b>Family Structure</b>	<b>Current Year</b>	<b>Statewide</b>	<b>Lake of the Woods County</b>
Birth rate per 1,000	2013	12.8	8.7
# of children, age 0-17	2013	1,279,597	714
% of babies born to unmarried mothers	2013	32.9%	58.8%
Teen birth rate per 1,000 (3-year estimate)	2013	8.2	4.6
% babies born with no father on the birth certificate	2013	12.2%	20.6%
<b>Health</b>	<b>Current Year</b>	<b>Statewide</b>	<b>Lake of the Woods County</b>
% of low-birthweight babies	2013	4.7%	2.9%
% of children without health insurance (ages 0-19)	2013	5.7%	9.1%
Average monthly enrollment in MinnesotaCare	2014	24,133	289
Average monthly enrollment in Medical Assistance	2014	379,400	289
<b>Early Childhood Education</b>	<b>Current Year</b>	<b>Statewide</b>	<b>Lake of the Woods County</b>
Average annual cost for licensed center-based infant care	2015	\$14,764	NP
Average annual cost for licensed family-based infant care	2015	\$7,990	\$5,200
Average annual cost for licensed center-based toddler care	2015	\$12,776	NP
Average annual cost for licensed family-based toddler care	2015	\$7,599	\$5,200
Average annual cost for licensed center-based preschool care	2015	\$11,379	NP
Average annual cost for licensed family-based preschool care	2015	\$7,260	\$5,200
<b>Education, Grades K-12</b>	<b>Current Year</b>	<b>Statewide</b>	<b>Lake of the Woods County</b>
# public school enrollment K-12	2014	842,932	455
% of limited english proficient (LEP) students	2014	7.9%	0.0%
% of special education students	2014	13.4%	13.0%
% of students changing schools	2013	12.6%	9.4%
% of public high school graduates	2013	81.2%	91.7%
% of public school student dropouts	2013	5.0%	2.8%
<b>Safety</b>	<b>Current Year</b>	<b>Statewide</b>	<b>Lake of the Woods County</b>
Child abuse and neglect rate per 1,000	2013	3.3	1.4
Child out-of-home placement rate per 1,000	2013	9.0	1.4
Children arrested for a serious crime rate per 1,000	2013	12.4	0.0
Children in the Family Assessment Response Program rate per 1,000	2013	14.4	24.7

[www.cdf-mn.org](http://www.cdf-mn.org)

[datacenter.kidscount.org](http://datacenter.kidscount.org)



**KIDS COUNT DATA CENTER**

The KIDS COUNT Data Center contains more than 100 measures of child well-being at the national, state, county, and city level. Three to five years of trend data is currently available. This wide-ranging database allows users to generate custom reports for a geographic area or to compare geographic areas on a topic (using Ranking, Maps, and Line Graphs).

