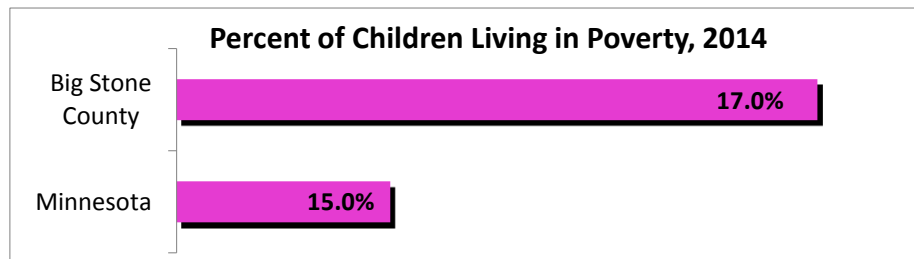
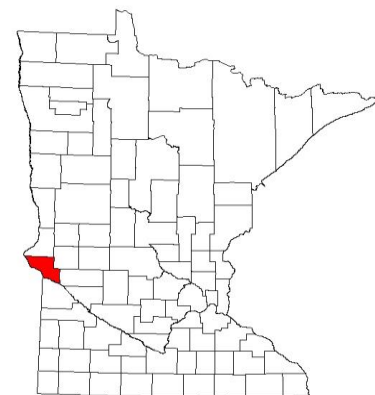



Big Stone County



Demographics, 2014	Statewide	Big Stone County	
Total Child Population	1,282,412	1,068	
Child Population as % of Total Population	23%	20.6%	
Child Population Under Age 5	349,490	309	
Child Population Under Age 5 as % of Total Population	6.4%	6.0%	
Economic Well-Being	Current Year	Statewide	Big Stone County
% of children in poverty, age 0-17	2014	15.0%	17.0%
% of students receiving free/reduced-price lunches	2015	38.0%	42.4%
% of children receiving Supplemental Nutrition Assistance Program (SNAP)	2015	13.0%	14.4%
# of mothers and children receiving WIC	2014	196,954	220
Median household income	2014	\$61,473	\$46,495
Family Structure	Current Year	Statewide	Big Stone County
Birth rate per 1,000	2014	12.8	9.0
% of babies born to unmarried mothers	2014	32.3%	28.3%
Teen birth rate per 1,000 (3-year estimate)	2014	7.5	3.9
% babies born with no father on the birth certificate	2014	11.9%	6.5%
Health	Current Year	Statewide	Big Stone County
% of low-birthweight babies	2014	4.9%	N/A
% of children without health insurance (ages 0-19)	2014	3.7%	5.6%
Average monthly enrollment in Medical Assistance	2015	455,527	377
Early Childhood Education	Current Year	Statewide	Big Stone County
Average annual cost for licensed center-based infant care	2016	\$15,340	N/A
Average annual cost for licensed family-based infant care	2016	\$8,320	N/A
Average annual cost for licensed center-based toddler care	2016	\$13,312	N/A
Average annual cost for licensed family-based toddler care	2016	\$7,904	N/A
Average annual cost for licensed center-based preschool care	2016	\$11,804	N/A
Average annual cost for licensed family-based preschool care	2016	\$7,540	N/A
Education, Grades K-12	Current Year	Statewide	Big Stone County
# public school enrollment K-12	2015	848,742	809
% of limited english proficient (LEP) students	2015	8.1%	1.4%
% of special education students	2015	13.6%	14.8%
% of public high school graduates	2014	81.9%	91.9%
% of public school student dropouts	2014	5.2%	1.4%
Safety	Current Year	Statewide	Big Stone County
Child abuse and neglect rate per 1,000	2014	3.3	2.8
Child out-of-home placement rate per 1,000	2014	9.5	13.2
Children arrested for a serious crime rate per 1,000	2014	11.1	0.0
Children in Family Assessment Response rate per 1,000	2014	14.8	31.2

www.cdf-mn.org

datacenter.kidscount.org



KIDS COUNT DATA CENTER

The KIDS COUNT Data Center contains more than 100 measures of child well-being at the national, state, county, and city level. Three to five years of trend data is currently available. This wide-ranging database allows users to generate custom reports for a geographic area or to compare geographic areas on a topic (using Ranking, Maps, and Line Graphs).

