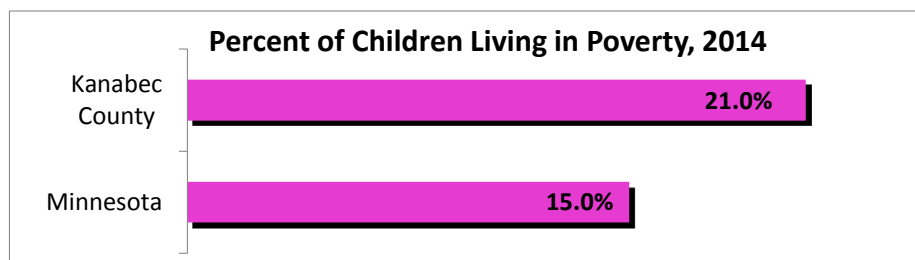
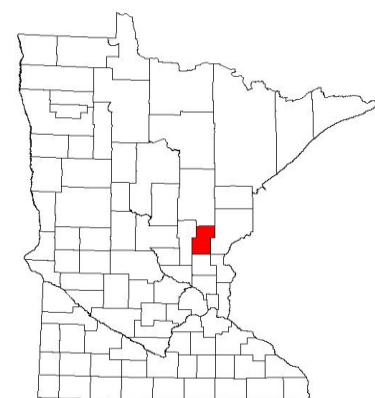



Kanabec County



Demographics, 2014	Statewide	Kanabec County	
Total Child Population	1,282,412	3,644	
Child Population as % of Total Population	23%	22.7%	
Child Population Under Age 5	349,490	849	
Child Population Under Age 5 as % of Total Population	6.4%	5.3%	
Economic Well-Being	Current Year	Statewide	Kanabec County
% of children in poverty, age 0-17	2014	15.0%	21.0%
% of students receiving free/reduced-price lunches	2015	38.0%	42.5%
% of children receiving Supplemental Nutrition Assistance Program (SNAP)	2015	13.0%	27.1%
# of mothers and children receiving WIC	2014	196,954	626
Median household income	2014	\$61,473	\$48,908
Family Structure	Current Year	Statewide	Kanabec County
Birth rate per 1,000	2014	12.8	9.2
% of babies born to unmarried mothers	2014	32.3%	46.9%
Teen birth rate per 1,000 (3-year estimate)	2014	7.5	7.9
% babies born with no father on the birth certificate	2014	11.9%	14.3%
Health	Current Year	Statewide	Kanabec County
% of low-birthweight babies	2014	4.9%	6.1%
% of children without health insurance (ages 0-19)	2014	3.7%	4.6%
Average monthly enrollment in Medical Assistance	2015	455,527	1,691
Early Childhood Education	Current Year	Statewide	Kanabec County
Average annual cost for licensed center-based infant care	2016	\$15,340	\$8,320
Average annual cost for licensed family-based infant care	2016	\$8,320	\$6,084
Average annual cost for licensed center-based toddler care	2016	\$13,312	\$7,800
Average annual cost for licensed family-based toddler care	2016	\$7,904	\$5,928
Average annual cost for licensed center-based preschool care	2016	\$11,804	\$7,280
Average annual cost for licensed family-based preschool care	2016	\$7,540	\$5,616
Education, Grades K-12	Current Year	Statewide	Kanabec County
# public school enrollment K-12	2015	848,742	2,099
% of limited english proficient (LEP) students	2015	8.1%	0.0%
% of special education students	2015	13.6%	13.7%
% of public high school graduates	2014	81.9%	85.2%
% of public school student dropouts	2014	5.2%	5.8%
Safety	Current Year	Statewide	Kanabec County
Child abuse and neglect rate per 1,000	2014	3.3	1.7
Child out-of-home placement rate per 1,000	2014	9.5	7.8
Children arrested for a serious crime rate per 1,000	2014	11.1	0.0
Children in Family Assessment Response rate per 1,000	2014	14.8	15.6

www.cdf-mn.org

datacenter.kidscount.org



KIDS COUNT DATA CENTER

The KIDS COUNT Data Center contains more than 100 measures of child well-being at the national, state, county, and city level. Three to five years of trend data is currently available. This wide-ranging database allows users to generate custom reports for a geographic area or to compare geographic areas on a topic (using Ranking, Maps, and Line Graphs).

