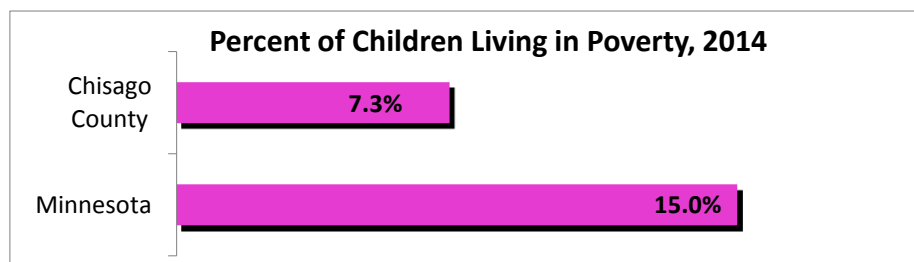
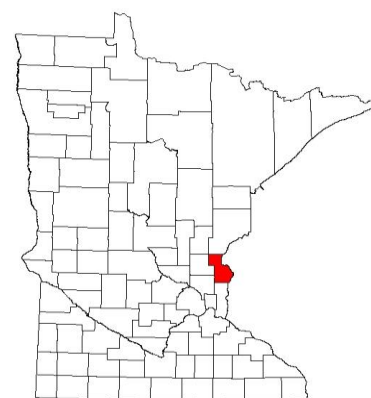



# Chisago County



<b>Demographics, 2014</b>	Statewide	Chisago County	
Total Child Population	1,282,412	13,177	
Child Population as % of Total Population	23%	24.5%	
Child Population Under Age 5	349,490	3,059	
Child Population Under Age 5 as % of Total Population	6.4%	5.7%	
<b>Economic Well-Being</b>	Current Year	Statewide	Chisago County
% of children in poverty, age 0-17	2014	15.0%	7.3%
% of students receiving free/reduced-price lunches	2015	38.0%	26.1%
% of children receiving Supplemental Nutrition Assistance Program (SNAP)	2015	13.0%	14.4%
# of mothers and children receiving WIC	2014	196,954	1,276
Median household income	2014	\$61,473	\$75,122
<b>Family Structure</b>	Current Year	Statewide	Chisago County
Birth rate per 1,000	2014	12.8	9.8
% of babies born to unmarried mothers	2014	32.3%	32.3%
Teen birth rate per 1,000 (3-year estimate)	2014	7.5	5.2
% babies born with no father on the birth certificate	2014	11.9%	8.1%
<b>Health</b>	Current Year	Statewide	Chisago County
% of low-birthweight babies	2014	4.9%	7.9%
% of children without health insurance (ages 0-19)	2014	3.7%	3.2%
Average monthly enrollment in Medical Assistance	2015	455,527	3,608
<b>Early Childhood Education</b>	Current Year	Statewide	Chisago County
Average annual cost for licensed center-based infant care	2016	\$15,340	\$11,804
Average annual cost for licensed family-based infant care	2016	\$8,320	\$7,800
Average annual cost for licensed center-based toddler care	2016	\$13,312	\$10,556
Average annual cost for licensed family-based toddler care	2016	\$7,904	\$7,280
Average annual cost for licensed center-based preschool care	2016	\$11,804	\$9,984
Average annual cost for licensed family-based preschool care	2016	\$7,540	\$6,864
<b>Education, Grades K-12</b>	Current Year	Statewide	Chisago County
# public school enrollment K-12	2015	848,742	7,387
% of limited english proficient (LEP) students	2015	8.1%	0.8%
% of special education students	2015	13.6%	12.0%
% of public high school graduates	2014	81.9%	81.0%
% of public school student dropouts	2014	5.2%	6.4%
<b>Safety</b>	Current Year	Statewide	Chisago County
Child abuse and neglect rate per 1,000	2014	3.3	3.4
Child out-of-home placement rate per 1,000	2014	9.5	7.2
Children arrested for a serious crime rate per 1,000	2014	11.1	2.8
Children in Family Assessment Response rate per 1,000	2014	14.8	6.1

[www.cdf-mn.org](http://www.cdf-mn.org)

[datacenter.kidscount.org](http://datacenter.kidscount.org)



**KIDS COUNT DATA CENTER**

The KIDS COUNT Data Center contains more than 100 measures of child well-being at the national, state, county, and city level. Three to five years of trend data is currently available. This wide-ranging database allows users to generate custom reports for a geographic area or to compare geographic areas on a topic (using Ranking, Maps, and Line Graphs).

