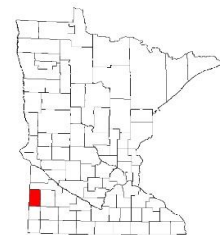
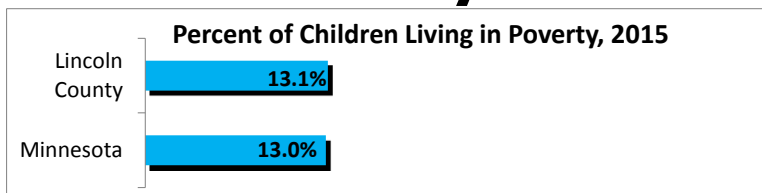



# Lincoln County



<b>Demographics, 2015</b>	Statewide	Lincoln County	
Total Child Population	1,282,412	1,303	
Child Population as % of Total Population	23%	23.1%	
<b>Shifting Demographics</b>	Lincoln County, 2015	Lincoln County, 2035	
Median Age	47	NA	
Retirement to Working Age Ratio	50%	58%	
Percent of Total Population that is Non-White or Latino	14.4%	22.3%	
<b>Economic Well-Being</b>	Current Year	Statewide	Lincoln County
% of children in poverty, age 0-17	2015	13.0%	13.1%
% of students receiving free/reduced-price lunches	2016	37.6%	32.0%
% of children receiving Supplemental Nutrition Assistance Program	2016	16.8%	18.4%
# of mothers and children receiving WIC	2015	167,796	140
Median household income	2015	\$63,459	\$52,164
<b>Family Structure</b>	Current Year	Statewide	Lincoln County
Birth rate per 1,000	2015	12.7	13.7
% of babies born to unmarried mothers	2015	32.2%	22.8%
Teen birth rate per 1,000 (3-year estimate)	2013-15	6.6	N/A
<b>Health</b>	Current Year	Statewide	Lincoln County
% of low-birthweight babies	2015	4.8%	NA
% of children without health insurance (ages 0-19)	2015	3.0%	4.2%
Average monthly enrollment in Medical Assistance	2016	475,405	555
<b>Early Childhood Education</b>	Current Year	Statewide	Lincoln County
Average annual cost for licensed center-based infant care	2016	\$15,435	NA
Average annual cost for licensed family-based infant care	2016	\$8,332	\$6,760
Average annual cost for licensed center-based toddler care	2016	\$13,355	NA
Average annual cost for licensed family-based toddler care	2016	\$7,932	\$6,760
Average annual cost for licensed center-based preschool care	2016	\$11,860	NA
Average annual cost for licensed family-based preschool care	2016	\$7,569	\$6,760
<b>Education, Grades K-12</b>	Current Year	Statewide	Lincoln County
# public school enrollment K-12	2016	855,867	866
% of limited english proficient (LEP) students	2016	7.9%	0.7%
% of special education students	2016	13.5%	11.3%
% of public high school graduates	2015	82.2%	77.8%
% of public school student dropouts	2015	5.5%	5.6%
<b>Safety</b>	Current Year	Statewide	Lincoln County
Child abuse and neglect rate per 1,000	2015	4.6	3.4
Child out-of-home placement rate per 1,000	2015	10.6	12.8
Children arrested for a serious crime rate per 1,000	2015	11.1	0.0
Children in Family Assessment Response Program rate per 1,000	2014	16.7	24.8

[www.cdf-mn.org](http://www.cdf-mn.org)

[datacenter.kidscount.org](http://datacenter.kidscount.org)



## KIDS COUNT DATA CENTER

The KIDS COUNT Data Center contains more than 100 measures of child well-being at the national, state, county, and city level. This wide-ranging database allows users to generate custom reports for a geographic area or to compare geographic areas on a topic (using Ranking, Maps, and Line Graphs).

