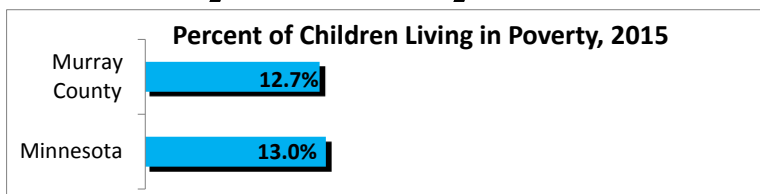
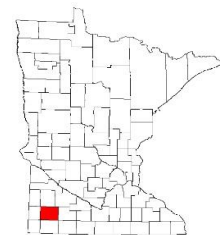



Murray County



Demographics, 2015	Statewide	Murray County	
Total Child Population	1,282,412	1,747	
Child Population as % of Total Population	23%	21.1%	
Shifting Demographics	Murray County, 2015	Murray County, 2035	
Median Age	48	NA	
Retirement to Working Age Ratio	47%	65%	
Percent of Total Population that is Non-White or Latino	14.4%	22.3%	
Economic Well-Being	Current Year	Statewide	Murray County
% of children in poverty, age 0-17	2015	13.0%	12.7%
% of students receiving free/reduced-price lunches	2016	37.6%	31.5%
% of children receiving Supplemental Nutrition Assistance Program	2016	16.8%	19.5%
# of mothers and children receiving WIC	2015	167,796	214
Median household income	2015	\$63,459	\$50,378
Family Structure	Current Year	Statewide	Murray County
Birth rate per 1,000	2015	12.7	10.5
% of babies born to unmarried mothers	2015	32.2%	18.2%
Teen birth rate per 1,000 (3-year estimate)	2013-15	6.6	6.4
Health	Current Year	Statewide	Murray County
% of low-birthweight babies	2015	4.8%	NA
% of children without health insurance (ages 0-19)	2015	3.0%	4.4%
Average monthly enrollment in Medical Assistance	2016	475,405	808
Early Childhood Education	Current Year	Statewide	Murray County
Average annual cost for licensed center-based infant care	2016	\$15,435	NA
Average annual cost for licensed family-based infant care	2016	\$8,332	\$4,680
Average annual cost for licensed center-based toddler care	2016	\$13,355	NA
Average annual cost for licensed family-based toddler care	2016	\$7,932	\$4,680
Average annual cost for licensed center-based preschool care	2016	\$11,860	NA
Average annual cost for licensed family-based preschool care	2016	\$7,569	\$4,680
Education, Grades K-12	Current Year	Statewide	Murray County
# public school enrollment K-12	2016	855,867	1,055
% of limited english proficient (LEP) students	2016	7.9%	1.7%
% of special education students	2016	13.5%	14.6%
% of public high school graduates	2015	82.2%	89.8%
% of public school student dropouts	2015	5.5%	2.3%
Safety	Current Year	Statewide	Murray County
Child abuse and neglect rate per 1,000	2015	4.6	3.4
Child out-of-home placement rate per 1,000	2015	10.6	12.8
Children arrested for a serious crime rate per 1,000	2015	11.1	0.0
Children in Family Assessment Response Program rate per 1,000	2014	16.7	24.8

www.cdf-mn.org

datacenter.kidscount.org



KIDS COUNT DATA CENTER

The KIDS COUNT Data Center contains more than 100 measures of child well-being at the national, state, county, and city level. This wide-ranging database allows users to generate custom reports for a geographic area or to compare geographic areas on a topic (using Ranking, Maps, and Line Graphs).

