






2022 KIDS COUNT  
COUNTY FACT SHEET

	MINNESOTA	Cook
Child Population	1,299,284	836
Births	66,022	25
Family Income	\$75,489	\$58,561

# Cook

 <b>FINANCIAL</b>	<b>CHILDREN LIVING IN POVERTY</b> <hr/> 2020 <b>90/11.2%</b> <hr/> 95/11.7%   2019	<b>CHILDREN ON MN FAMILY INVESTMENT PROGRAM (MFIP)</b> <hr/> 2021 <b>29</b> <hr/> 31   2020	<b>CHILDREN RECEIVING SUPPLEMENTAL NUTRITION</b> <hr/> 2021 <b>80</b> <hr/> 83   2020	<b>COST BURDENED HOUSING UNITS (&gt;30% INCOME ON HOUSING)</b> <hr/> 2016 - 2020 <b>622/23.9%</b> <hr/> -
	 <b>HEALTH AND WELLBEING</b>	<b>CHILDREN WITHOUT HEALTH INSURANCE</b> <hr/> 2020 <b>67/8.1%</b> <hr/> 55/6.6%   2019	<b>CHILDREN (0-19) ON MEDICAID/MA</b> <hr/> 2021 <b>481/53%</b> <hr/> 462/50%   2020	<b>MENTAL, BEHAVIORAL, EMOTIONAL PROBLEM (9TH GRADE)</b> <hr/> 2019 <b>37%</b> <hr/> 22.2%   2016
 <b>SAFETY</b>	<b>FIREARM DEATHS (ALL AGES, ALL CAUSES)</b> <hr/> 1999-2020 <b>13</b> <hr/> -	<b>9TH GRADERS 1+ ADVERSE CHILDHOOD EXPERIENCE (ACE)</b> <hr/> 2019 <b>67%</b> <hr/> -	<b>CHILD ABUSE OR NEGLECT (RATE PER 1,000)</b> <hr/> 2020 <b>4.7</b> <hr/> 3.6   2019	<b>CHILDREN IN OUT OF HOME CARE (RATE PER 1,000)</b> <hr/> 2020 <b>9.7</b> <hr/> 8.2   2019
	 <b>EARLY CHILDHOOD</b>	<b>ANNUAL COST OF INFANT CARE</b> <hr/> 2021 <b>\$11,040 Center NA Family</b> <hr/> -	<b>CHILDREN IN CHILD CARE ASSISTANCE PROGRAM</b> <hr/> 2021 <b>10</b> <hr/> 7   2020	<b>3 - 4 YEAR-OLDS NOT IN SCHOOL</b> <hr/> 2016 - 2020 <b>54%</b> <hr/> 42%   2011-15
 <b>K-12 EDUCATION</b>	<b>PUBLIC SCHOOL STUDENTS</b> <hr/> 2021 <b>582</b> <hr/> 643   2020	<b>PUBLIC HIGH SCHOOL GRAD RATE</b> <hr/> 2021 <b>88%</b> <hr/> 90%   2020	<b>PUBLIC K-12 SPECIAL ED ENROLLMENT</b> <hr/> 2021 - 22 <b>154/24.7%</b> <hr/> 145/24.9%   2020-21	<b>5TH GRADER ALONE AFTER SCHOOL 1+ DAYS PER WEEK</b> <hr/> 2019 <b>50%</b> <hr/> 67%   2016



KIDS COUNT is a project of the Annie E. Casey Foundation. CDF-MN publishes periodic Minnesota KIDS COUNT Data Books to share trends in child well-being and foster discussion on data-driven solutions to improve child outcomes. Updated October 2022. To access the Minnesota KIDS COUNT Data Book, all county fact sheets and more information about data sources, visit [www.cdf-mn.org](http://www.cdf-mn.org)